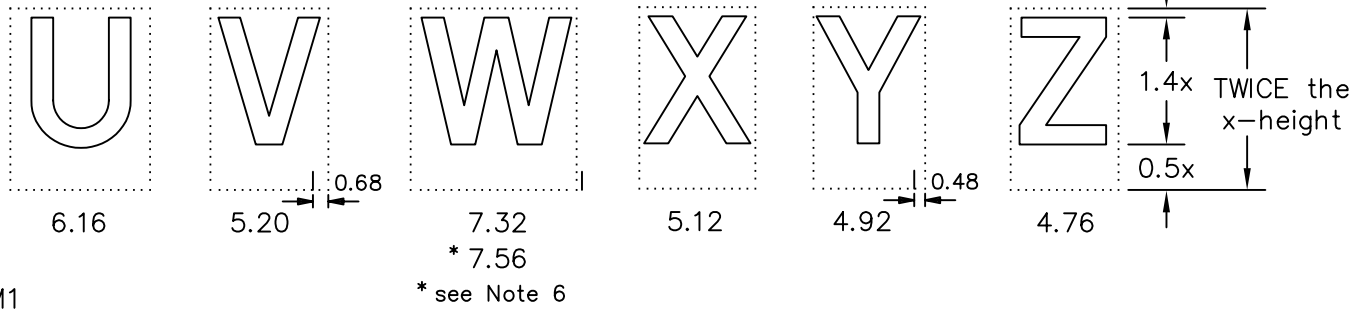
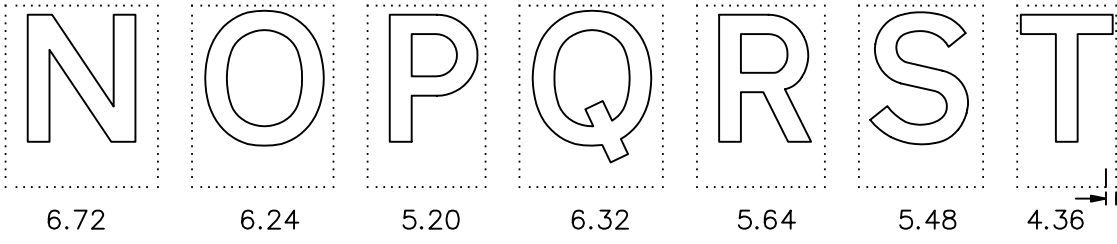
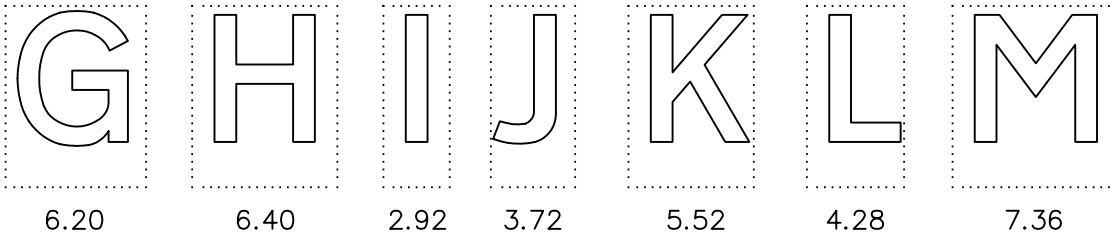
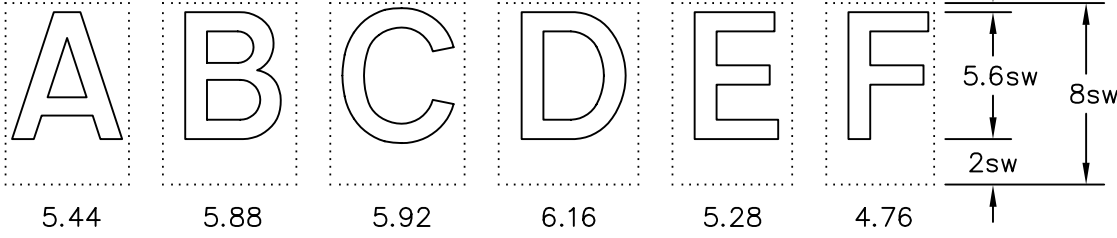


Drawing No.
TM 1

Related Drawings
TM 2 & TM 3

© CROWN COPYRIGHT



- NOTES:
- The letters shown are from the Transport MEDIUM alphabet.
 - The letters are placed on tiles for the purpose of spacing. The tile widths and height are given.
 - Dimensions are given in stroke widths (sw). 1sw is one quarter of the height of the lower case 'x' (see drawing TM 2). Alphabet sizes are given in x-heights. (4sw = x-height)
 - COLOUR: WHITE or YELLOW (route nos.)
 - When upper case letters T, V and Y are followed by lower case letters a, e, g, o, r or u the letters are brought closer together by overlapping the upper case tile with the lower case tile by the small dimension indicated.
 - When the upper case W is followed by upper case letters T, V, X, Y or Z the larger tile is used.
 - See drawings TM 2 for lower case letters and punctuation marks, TM 3 for numerals and arrows.

TM1

* 7.56
* see Note 6

Before using this drawing, confirm that it has not been superseded.

Department for
Transport

Title: Alphabets for traffic signs
TRANSPORT MEDIUM
Upper Case Letters

Issue: A: 14.7.94
B: 8.12.03
C:

Date: S.P.
Approved by: R.M.

Dimensions: STROKE WIDTHS

Drawing No. TM 1