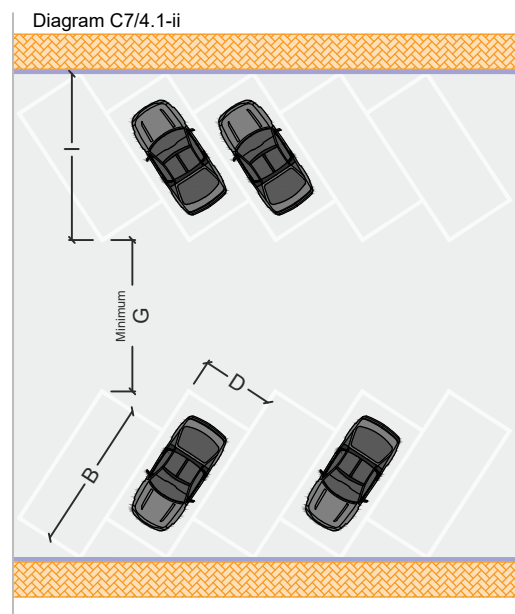
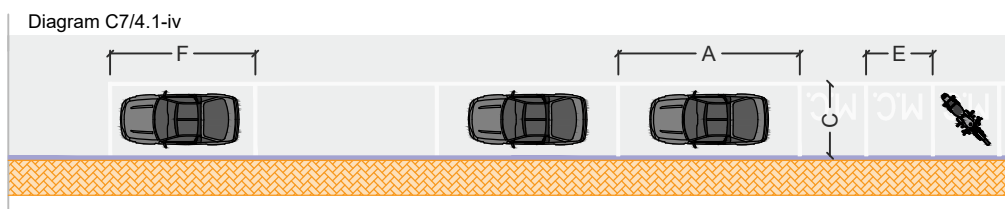


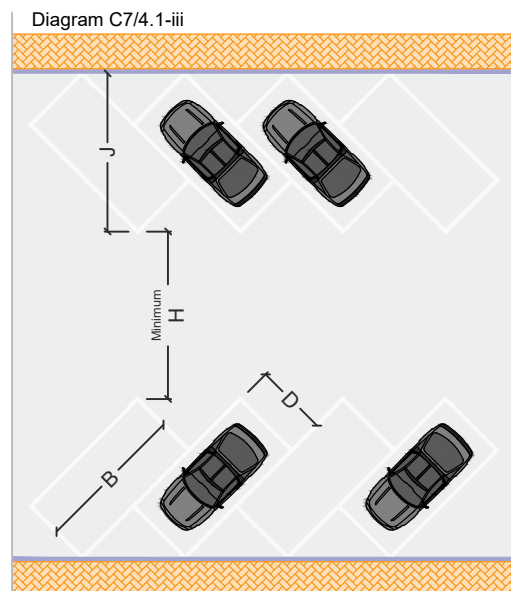
Perpendicular Parking



60 Degrees Parking



Parallel Parking



45 Degrees Parking

Parking Dimensions

A. 6.00 meters	F. 4.80 meters
B. 5.00 meters	G. 4.50 meters
C. 1.80 meters to 2.40 meters	H. 3.50 meters
D. 2.40 meters	I. 5.50 meters
E. 2.20 meters	J. 5.25 meters

CHAPTER 07. PARKING - Road Markings

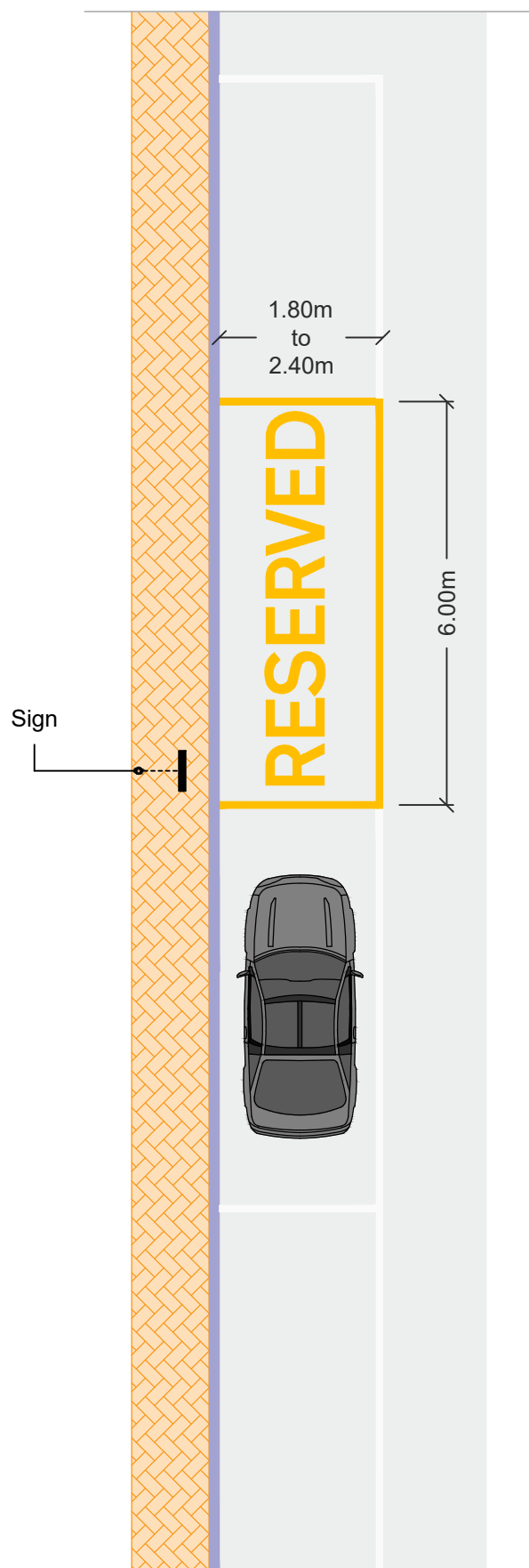
4.1 Types of Parking Bays

Drawing / No: C7/4.1

Scale: 1:250



PARKING



CHAPTER 07. PARKING - Road Markings

4.2 Reserved Parking Bays

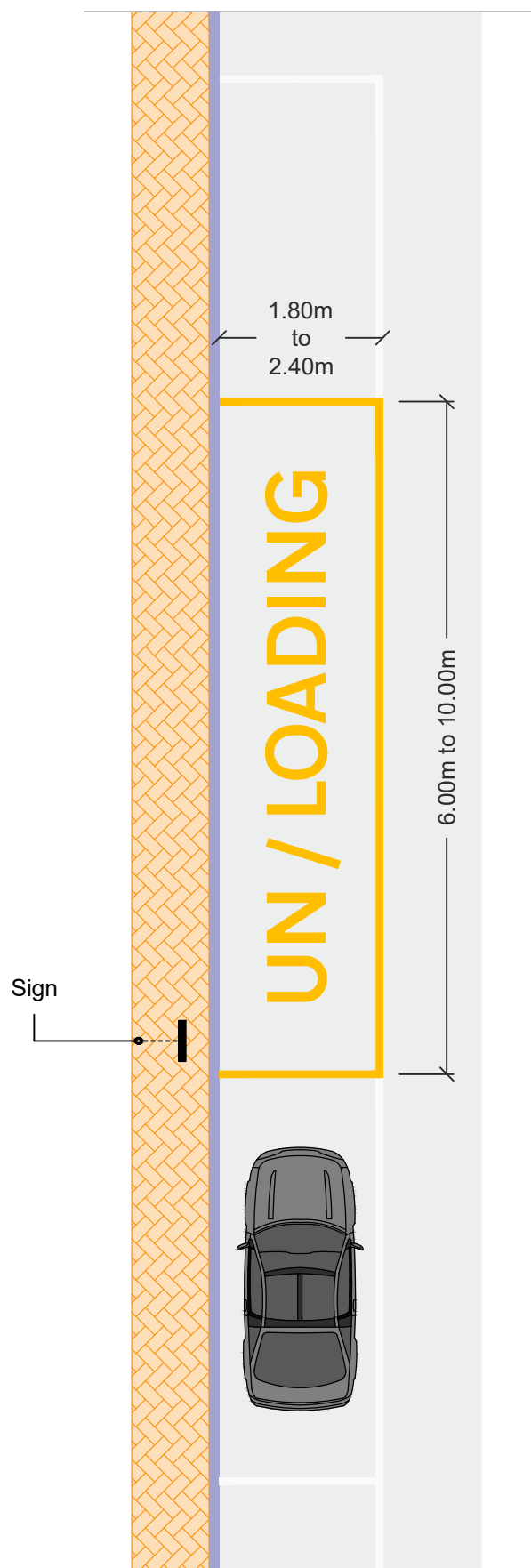
Drawing No: C7/4.2

Scale: 1:100



Transport Malta

PARKING



CHAPTER 07. PARKING - Road Markings

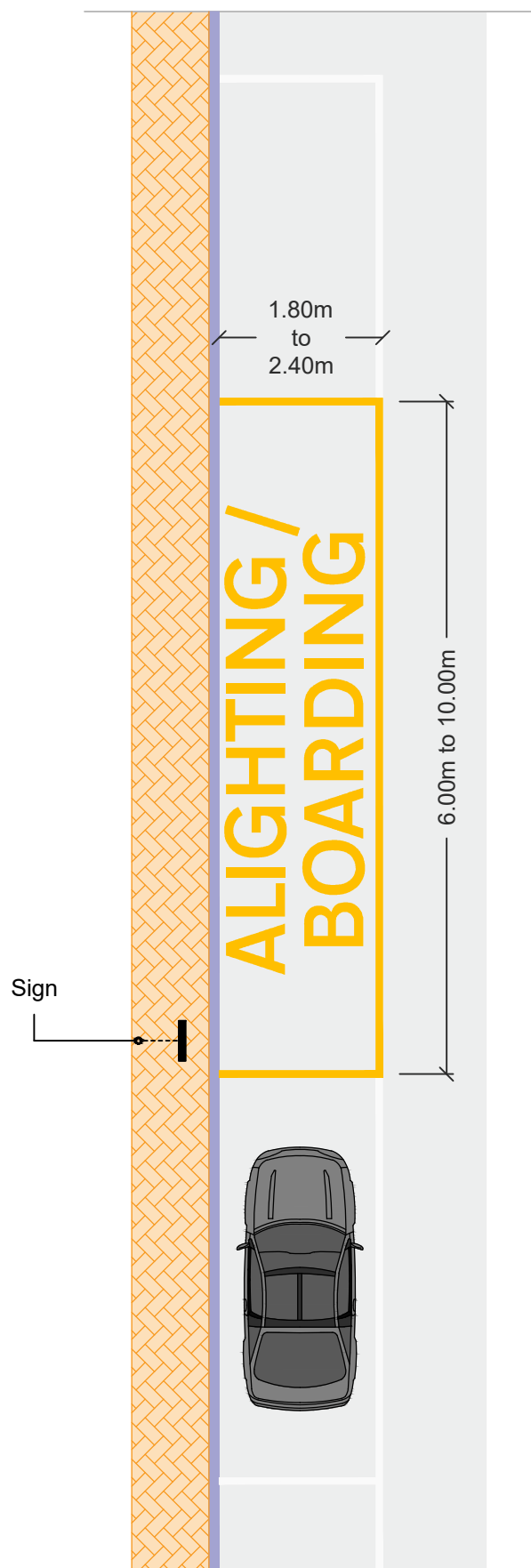
4.3 Un / Loading Parking Bays

Drawing No: C7/4.3

Scale: 1:100



PARKING



CHAPTER 07. PARKING - Road Markings

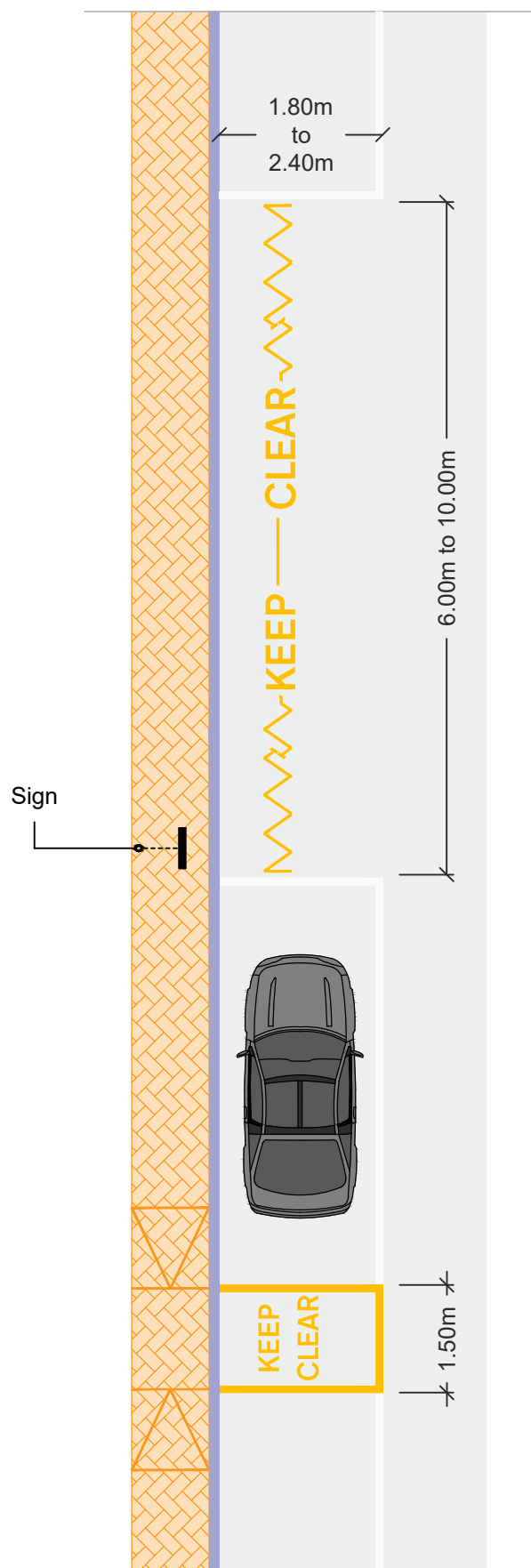
4.4 Alighting / Boarding Parking Bays

Drawing No: C7/4.4

Scale: 1:100



PARKING



CHAPTER 07. PARKING - Road Markings

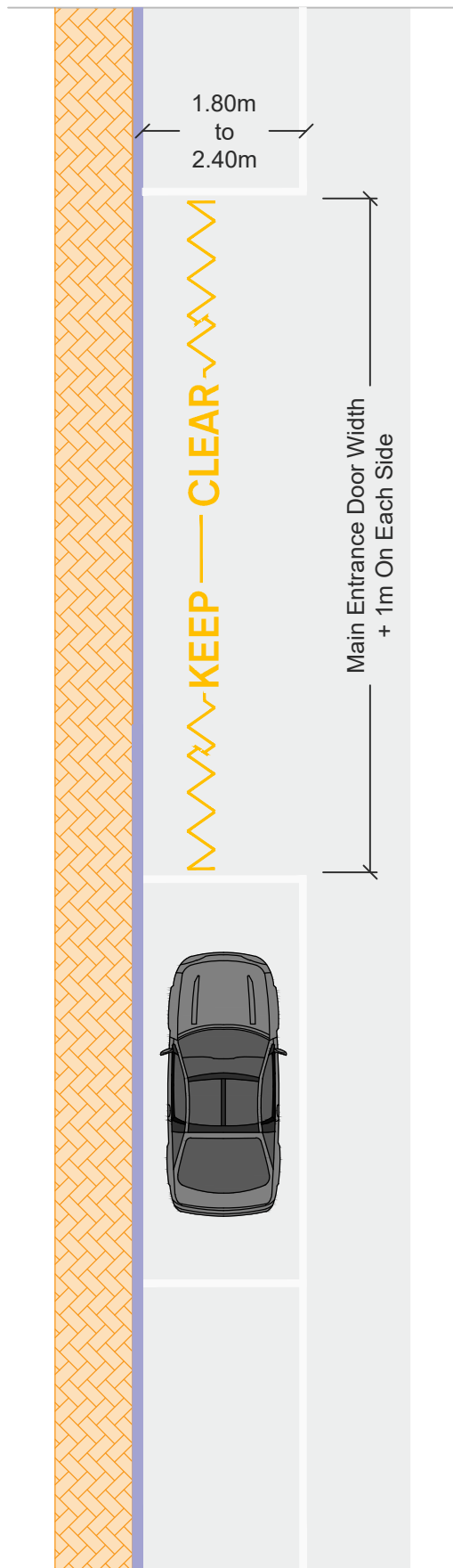
4.5 Keep Clear Zones

Drawing No: C7/4.5 a

Scale: 1:100



PARKING



CHAPTER 07. PARKING - Road Markings

4.5 Keep Clear Zones - Garage Complex & Common Entrance

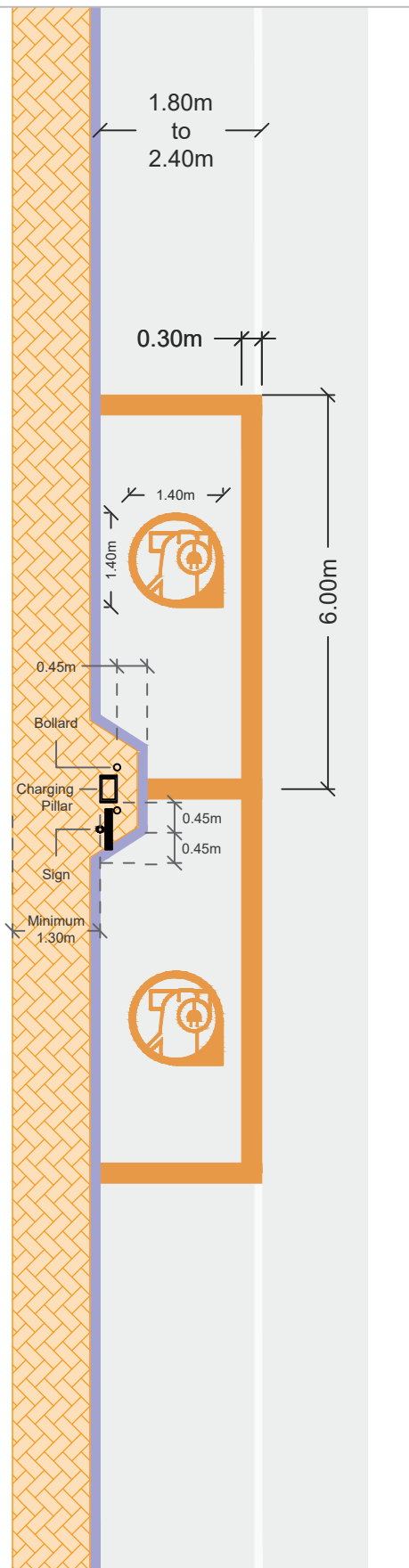
Drawing No: C7/4.5 b

Scale: 1:100



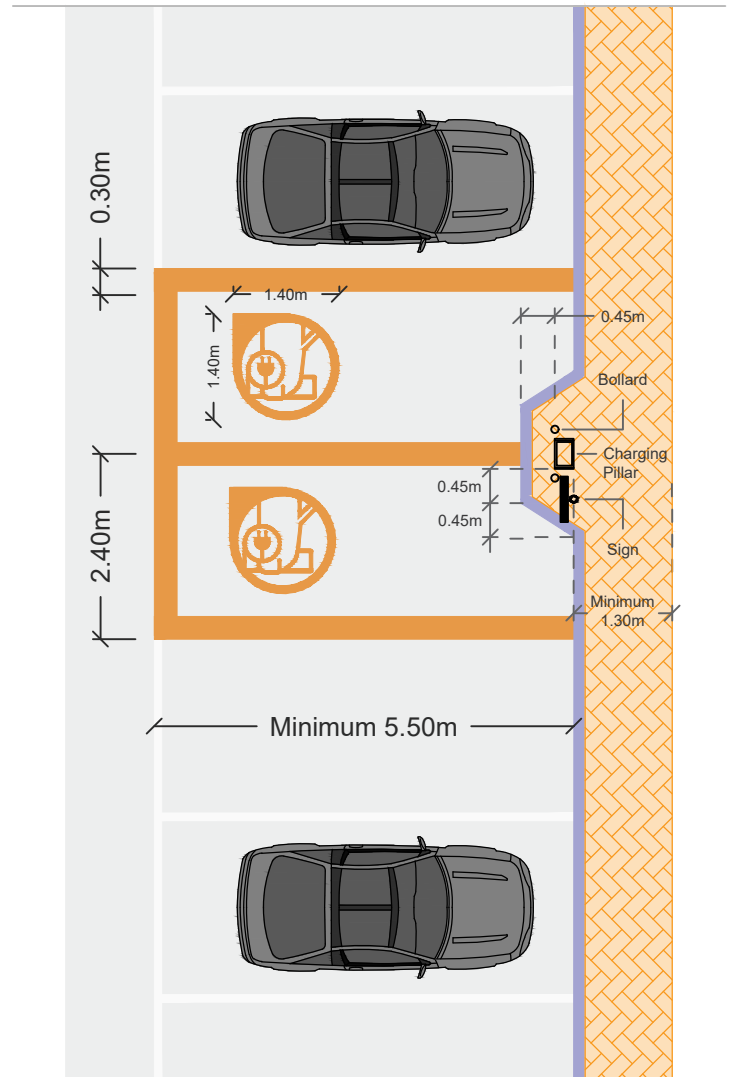
PARKING

Diagram C7/4.6 a/a



Parallel Parking

Diagram C7/4.6 a/b



Perpendicular Parking

Note: Same Dimensions as Diagrams C7/4.6 a/a and C7/4.6 a/b apply to Angled Bays in case that there is a protruding charging point

CHAPTER 07. PARKING - Road Markings

4.6 Electric Vehicle (EV) Parking Bays [Shared Vehicle]

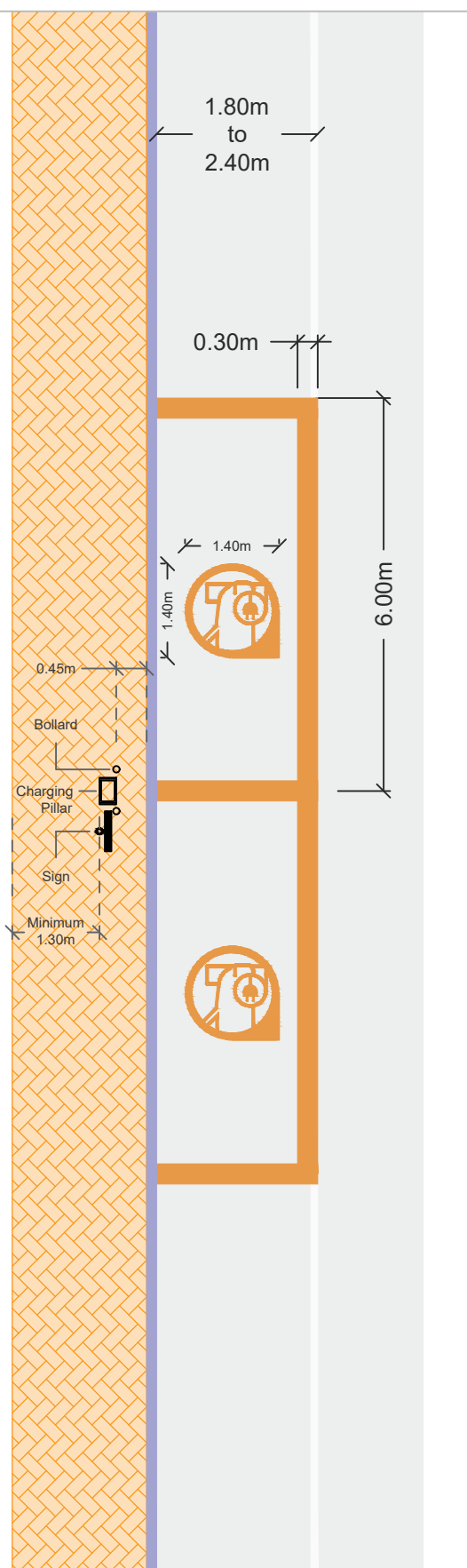
Drawing No: C7/4.6 a

Scale: 1:100



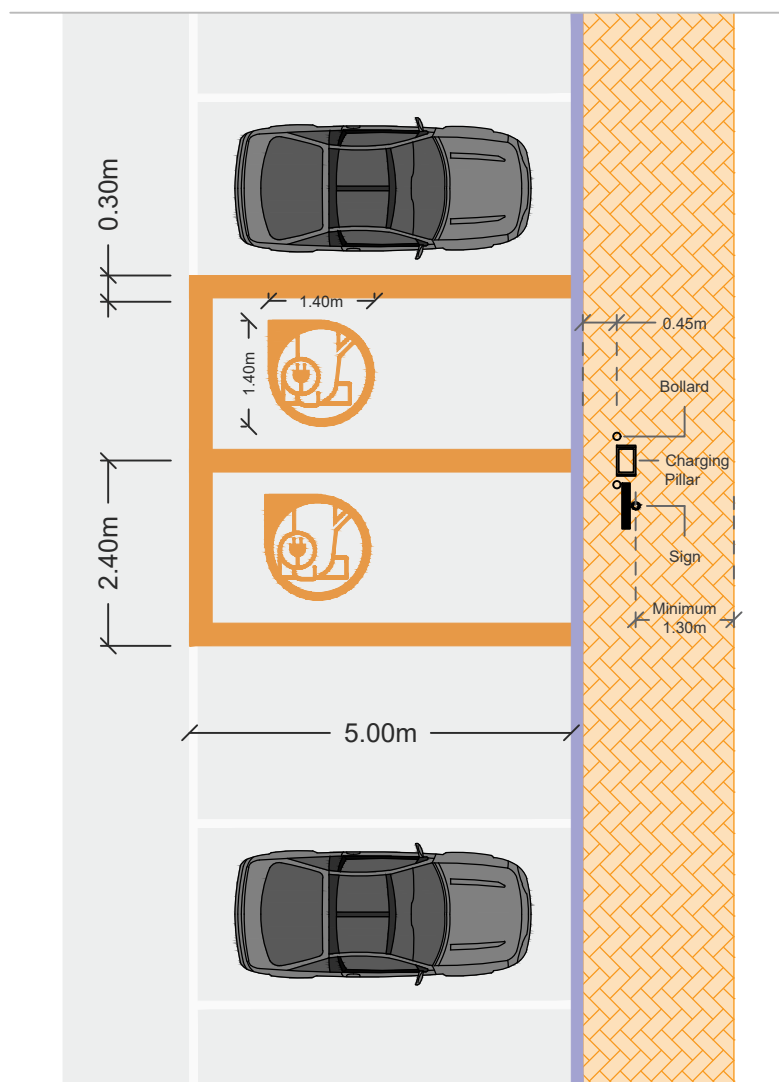
PARKING

Diagram C7/4.6 b/a



Parallel Parking

Diagram C7/4.6 b/b



Perpendicular Parking

CHAPTER 07. PARKING - Road Markings

4.6 Electric Vehicle (EV) Parking Bays [Shared Vehicle]

Drawing No: C7/4.6 b

Scale: 1:100



PARKING

Diagram C7/4.6 c/a

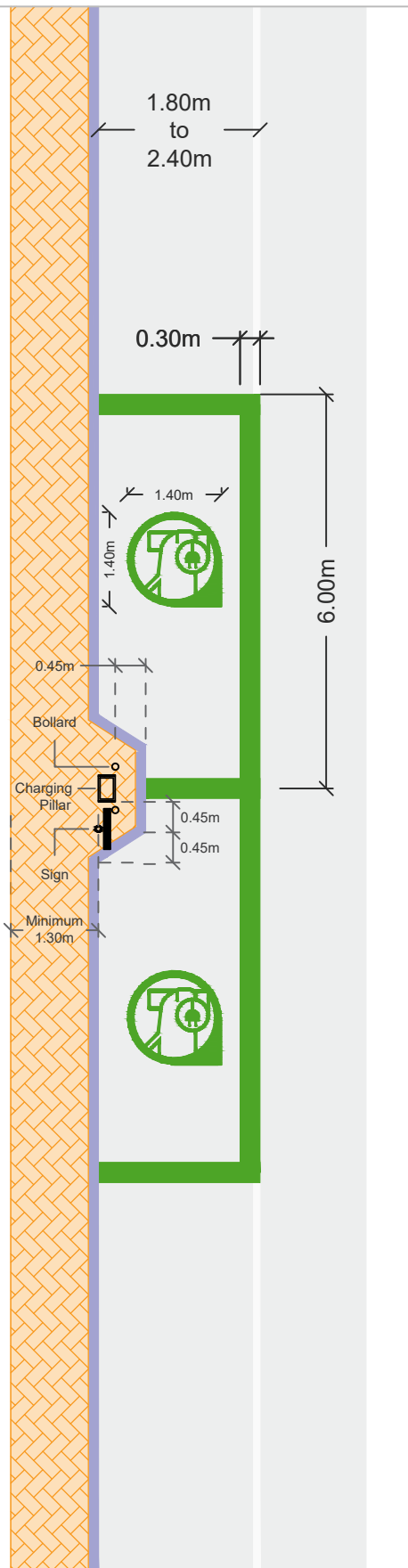
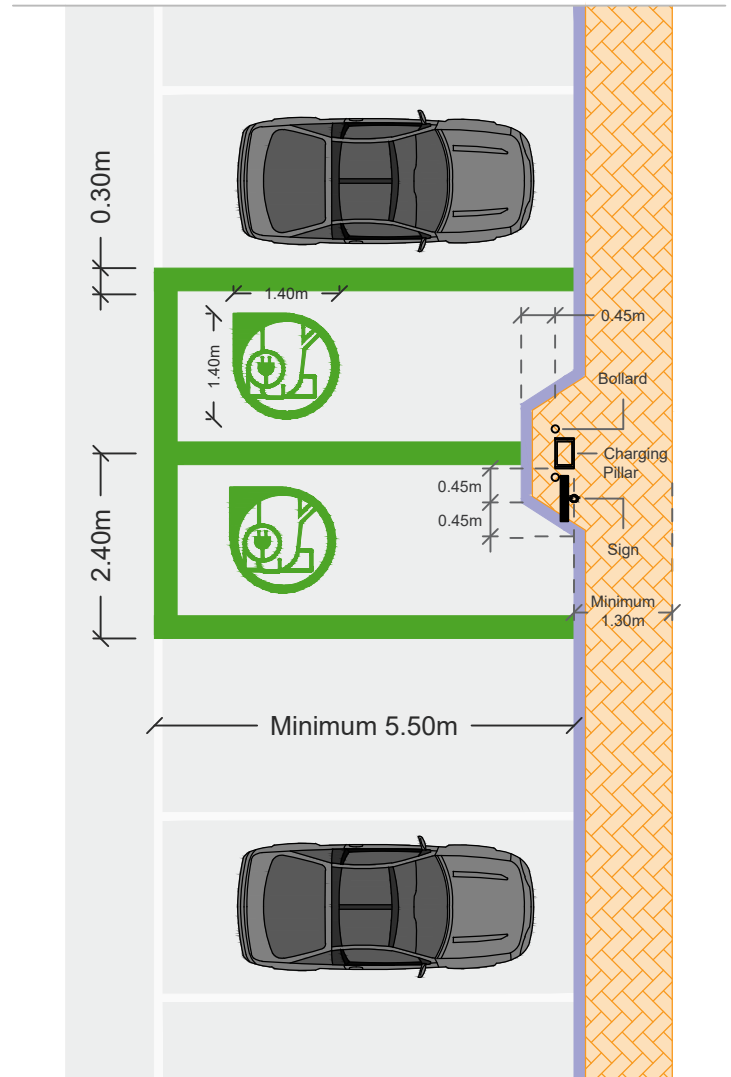


Diagram C7/4.6 c/b



Perpendicular Parking

Note: Same Dimensions as Diagrams C7/4.6 c/a and C7/4.6 c/b apply to Angled Bays in case that there is a protruding charging point

CHAPTER 07. PARKING - Road Markings

4.6 Electric Vehicle (EV) Parking Bays [Public Use]

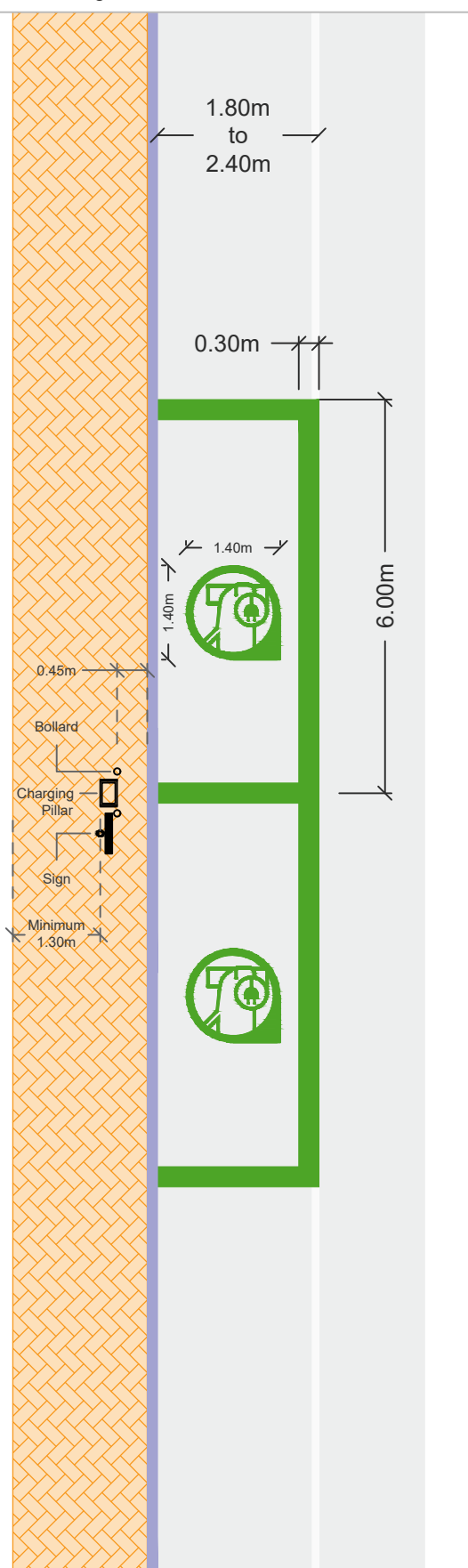
Drawing No: C7/4.6 c

Scale: 1:100



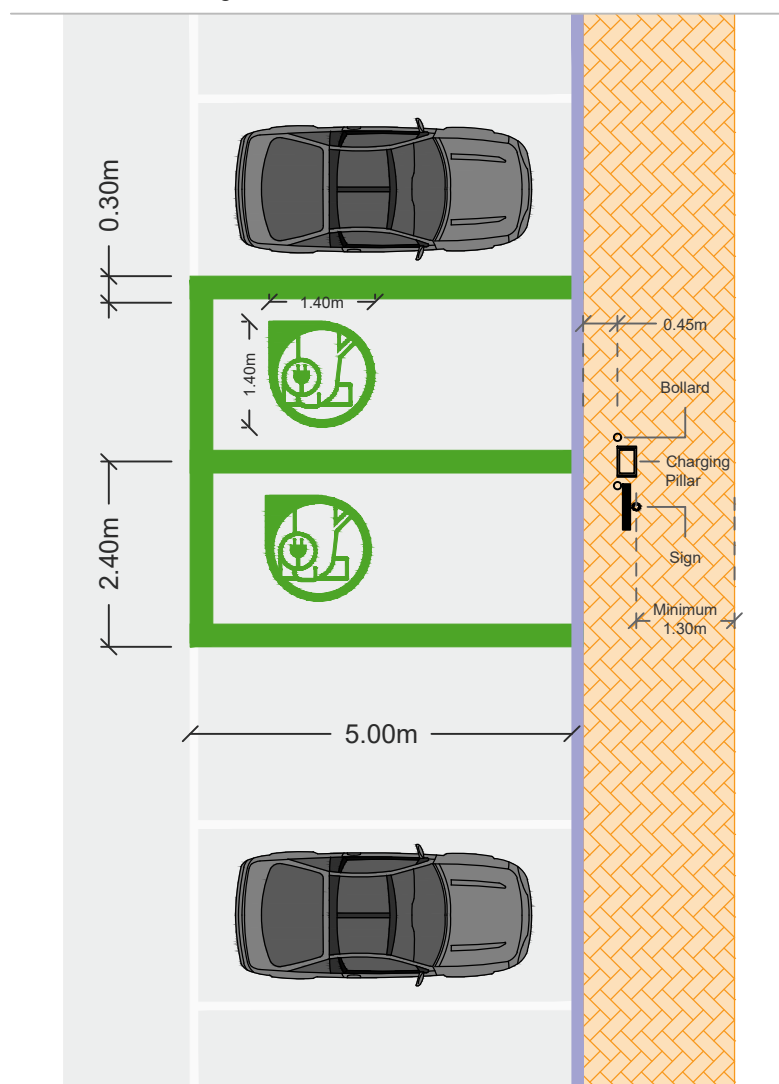
PARKING

Diagram C7/4.6 d/a



Parallel Parking

Diagram C7/4.6 d/b



Perpendicular Parking

CHAPTER 07. PARKING - Road Markings

4.6 Electric Vehicle (EV) Parking Bays [Public Use]

Drawing No: C7/4.6 d

Scale: 1:100



PARKING

Diagram No: C7/4.0 a/a

Size: 200mm x 400mm



Diagram No: C7/4.0 a/b

Size: 200mm x 400mm



DiagramNo: C7/4.0 a/c

Size: 200mm by 400mm

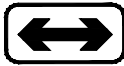


Diagram No: C7/4.0 a/d

Size: 400mm x 200mm



Diagram No: C7/4.0 a/e

Size: 400mm x 200mm



Diagram No: C7/4.0 a/f

Size: 400mm x 200mm



CHAPTER 07

4.0 Additional Plates

Drawing / No: C7/4.0a

Scale: 1:25



PARKING

Diagram No: C7/4.1 a/a

Size: 400mm x 400mm



Diagram No: C7/4.1 a/b

Size: 600mm x 400mm



Diagram No: C7/4.1 a/c

Size: 600mm x 400mm



Diagram No: C7/4.1 a/d

Size: 600mm x 400mm



Diagram No: C7/4.1 a/e

Size: 600mm x 400mm



Diagram No: C7/4.1 a/f

Size: 600mm x 400mm



Diagram No: C7/4.1 a/g

Size: 600mm x 600mm



Diagram No: C7/4.1 a/h

Size: 200mm x 400mm



Diagram No: C7/4.1 a/i

Size: 600mm x 400mm



Diagram No: C7/4.1 a/j

Size: 600mm x 600mm



Diagram No: C7/4.1 a/k

Size: 600mm x 600mm



Diagram No: C7/4.1 a/l

Size: 600mm x 600mm



Diagram No: C7/4.1 a/m

Size: 400mm x 600mm



Diagram No: C7/4.1 a/n

Size: 400mm x 600mm



CHAPTER 07

4.1 General On-Street Parking

Drawing / No: C7/4.1a

Scale: 1:25



PARKING

Diagram: C7/4.2 a/a
Size: 400mm x 400mm



Diagram: C7/4.2 a/b
Size: 400mm x 400mm



Diagram: C7/4.2 a/c
Size: 400mm x 400mm



Diagram: C7/4.2 a/d
Size: 600mm x 600mm



Diagram: C7/4.2 a/e
Size: 600mm x 600mm



Diagram: C7/4.2 a/f
Size: 600mm x 600mm



Diagram: C7/4.2 a/g
Size: 600mm x 600mm



Diagram: C7/4.2 a/h
Size: 600mm x 400mm



Diagram: C7/4.2 a/i
Size: 600mm x 400mm



Diagram: C7/4.2 a/j
Size: 600mm x 400mm



Diagram: C7/4.2 a/k
Size: 600mm x 400mm



CHAPTER 07

4.2 Reserved Parking Signs

Drawing / No: C7/4.2a

Scale: 1:25



PARKING

Diagram: C7/4.2 b/a

Size: 900mm x 600mm



Diagram: C7/4.2 b/b

Size: 900mm x 600mm



Diagram: C7/4.2 b/c

Size: 900mm x 600mm



Diagram: C7/4.2 b/d

Size: 900mm x 600mm



Diagram: C7/4.2 b/e

Size: 900mm x 600mm



Diagram: C7/4.2 b/f

Size: 900mm x 600mm



Diagram: C7/4.2 b/g

Size: 900mm x 600mm



Diagram: C7/4.2 b/h

Size: 900mm x 600mm



Diagram: C7/4.2 b/i

Size: 900mm x 600mm



Diagram: C7/4.2 b/j

Size: 900mm x 600mm



Diagram: C7/4.2 b/k

Size: 900mm x 600mm



Diagram: C7/4.2 b/l

Size: 900mm x 600mm



Diagram: C7/4.2 b/m

Size: 900mm x 600mm



CHAPTER 07

4.2 Reserved Parking Bays

Drawing / No: C7/4.2b

Scale: 1:25



PARKING

Additional Plates

Diagram: C7/4.2 c/a

Size: 600mm x 400mm

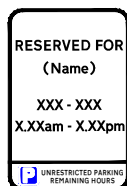


Diagram: C7/4.2 c/b

Size: 600mm x 400mm

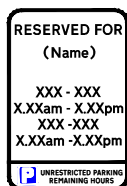


Diagram: C7/4.2 c/c

Size: 600mm x 400mm




Diagram: C7/4.2 c/d

Size: 600mm x 400mm




Diagram: C7/4.2 c/e

Size: 600mm x 400mm

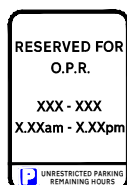


Diagram: C7/4.2 c/f

Size: 600mm x 400mm

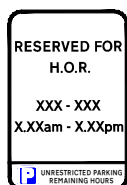


Diagram: C7/4.2 c/g

Size: 600mm x 400mm




Diagram: C7/4.2 c/h

Size: 600mm x 400mm

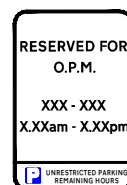


Diagram: C7/4.2 c/i

Size: 600mm x 400mm




Diagram: C7/4.2 c/j

Size: 600mm x 400mm




Diagram: C7/4.2 c/k

Size: 600mm x 400mm




Diagram: C7/4.2c/l

Size: 600mm x 400mm



Diagram: C7/4.2c/m

Size: 600mm x 400mm



CHAPTER 07

4.2 Reserved Parking Bays

Drawing / No: C7/4.2c

Scale: 1:25



PARKING

Diagram: C7/4.3 a/a
Size: 900mm x 600mm



Diagram: C7/4.3 a/b
Size: 900mm x 600mm



CHAPTER 07

4.3 Un/loading Bays

Drawing / No: C7/4.3a

Scale: 1:25



PARKING

Diagram No: C7/4.4 a/a

Size 600mm x 600mm



Diagram No: C7/4.4 a/b

Size 600mm x 600mm



Diagram No: C7/4.4 a/c

Size 900mm x 600mm



Diagram No: C7/4.4 a/e

Size 900mm x 600mm



Diagram No: C7/4.4 a/f

Size 900mm x 600mm



Diagram No: C7/4.4 a/g

Size 900mm x 600mm



Additional Plates

Diagram No: C7/4.4a/h

Size 600mm x 400mm

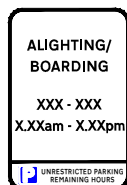


Diagram No: C7/4.4a/i

Size 600mm x 400mm




Diagram No: C7/4.4 a/j

Size 600mm x 400mm





Diagram No: C7/4.4 a/k

Size 600mm x 400mm



CHAPTER 07

4.4 Alighting / Boarding

Drawing / No: C7/4.4a

Scale: 1:25



PARKING

Diagram No: C7/4.5 a/a

Size: 600mm x 600mm



Diagram No: C7/4.5 a/b

Size: 600mm x 600mm



Diagram No: C7/4.5 a/c

Size: 600mm x 600mm



Diagram No: C7/4.5 a/d

Size: 600mm x 600mm



Diagram No: C7/4.5 a/e

Size: 600mm x 600mm



Diagram No: C7/4.5 a/f

Size: 600mm x 600mm



Diagram No: C7/4.5 a/g

Size: 600mm x 400mm



Diagram No: C7/4.5 a/h

Size: 600mm x 400mm



Diagram No: C7/4.5 a/i

Size: 600mm x 400mm



Diagram No: C7/4.5 a/j

Size: 600mm x 400mm



Diagram No: C7/4.5 a/k

Size: 600mm x 400mm



Diagram No: C7/4.5 a/l

Size: 600mm x 400mm



CHAPTER 07

4.5 Keep Clear Zones

Drawing / No: C7/4.5a

Scale: 1:25



PARKING

Diagram No: C7/4.5 b/a

Size: 900mm x 600mm



Diagram No: C7/4.5 b/b

Size: 900mm x 600mm



Diagram No: C7/4.5 b/c

Size: 900mm x 600mm



Diagram No: C7/4.5 b/d

Size: 900mm x 600mm



Diagram No: C7/4.5 b/e

Size: 900mm x 600mm



Diagram No: C7/4.5 b/f

Size: 900mm x 600mm



Diagram No: C7/4.5 b/g

Size: 900mm x 600mm



Diagram No: C7/4.5 b/h

Size: 900mm x 600mm



Diagram No: C7/4.5 b/i

Size: 900mm x 600mm



Diagram No: C7/4.5 b/j

Size: 900mm x 600mm



CHAPTER 07

4.5 Keep Clear Zones

Drawing / No: C7/4.5b

Scale: 1:25



PARKING

Additional Plates

Diagram No: C7/4.5 c/a

Size: 900mm x 600mm

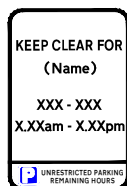


Diagram No: C7/4.5 c/b

Size: 900mm x 600mm

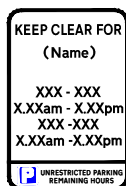


Diagram No: C7/4.5 c/c

Size: 900mm x 600mm

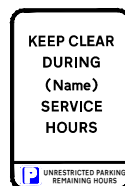


Diagram No: C7/4.5 c/d

Size: 900mm x 600mm

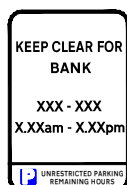


Diagram No: C7/4.5 c/e

Size: 900mm x 600mm

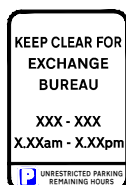


Diagram No: C7/4.5 c/f

Size: 900mm x 600mm

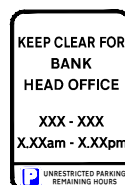


Diagram No: C7/4.5c/g

Size: 900mm x 600mm

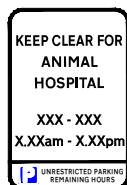


Diagram No: C7/4.5 c/h

Size: 900mm x 600mm

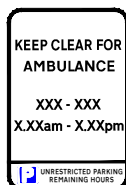


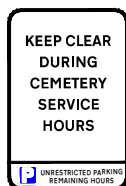
Diagram No: C7/4.5 c/i

Size: 900mm x 600mm



Diagram No: C7/4.5 c/j

Size: 900mm x 600mm



CHAPTER 07

4.5 Keep Clear Zones

Drawing / No: C7/4.5c

Scale: 1:25



PARKING

Diagram No: C/7 4.6 a/a

Size: 400mm x 400mm



Diagram No: C/7 4.6 a/b

Size: 400mm x 400mm



Diagram No: C/7 4.6 a/c

Size: 400mm x 400mm



Additional Plates

Diagram No: C/7 4.6 a/e

Size: 400mm x 400mm



CHAPTER 07

4.6 Electric Vehicle (EV) Bays

Drawing / No: C7/4.6a

Scale: 1:25



PARKING

Diagram No: C7/4.7 a/a

Size: 400mm - 900mm (varies)



Diagram No: C7/4.7 a/b

Size: 600mm x 600mm



Diagram No: C7/4.7 a/c

Size: 600mm x 400mm



Diagram No: C7/4.7 a/d

Size: 600mm x 600mm



Diagram No: C7/4.7 a/e

Size: 600mm x 400mm



Diagram No: C7/4.7 a/f

Size: 600mm x 600mm



Diagram No: C7/4.7 a/g

Size: 600mm x 600mm



Additional Plates

Diagram No: C7/4.7 a/h

Size: 200mm x 600mm



CHAPTER 07

4.7 Parking in Coastal Areas

Drawing / No: C7/4.7a

Scale: 1:25



PARKING

Diagram No: C7/4.8 a/a

Size:600mm x 400mm



Diagram No: C7/4.8 a/b

Size:600mm x 400mm



CHAPTER 07

4.8 Non-Motorised Vehicles

Drawing / No: C7/4.8a

Scale: 1:25



Transport Malta

PARKING

Diagram No: C7/4.9 a/a
Size: Ø 400mm - 900mm (varies)




Diagram No: C7/4.9 a/b
Size: Ø 400mm - 900mm (varies)




Diagram No: C7/4.9 a/c
Size: 600mm x 600mm



Diagram No: C7/4.9 a/d
Size: 600mm x 600mm

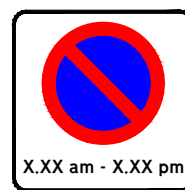


Diagram No: C7/4.9 a/e
Size: 600mm x 600mm



Diagram No: C7/4.9 a/f
Size: 900mm x 600mm



Diagram No: C7/4.9 a/g
Size: 900mm x 600mm



Diagram No: C7/4.9 a/h
Size: 600mm x 400mm



Diagram No: C7/4.9 a/i
Size: 600mm x 400mm



Diagram No: C7/4.9 a/j
Size: 600mm x 600mm



Diagram No: C7/4.9 a/k
Size: 600mm x 400mm



Diagram No: C7/4.9 a/l
Size: 600mm x 400mm



Diagram No: C7/4.9 a/m
Size: 600mm x 600mm



CHAPTER 07

4.9 Prohibitions - Parking Signs

Drawing / No: C7/4.9a

Scale: 1:25



PARKING

Diagram No: C7/4.9 b/a

Size: 600mm x 600mm



Diagram No: C7/4.9 b/b

Size: 400mm x 600mm




Diagram No: C7/4.9 b/c

Size: 400mm x 600mm

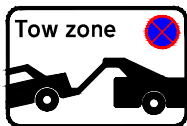


Diagram No: C7/4.9 b/d

Size: 900mm x 600mm

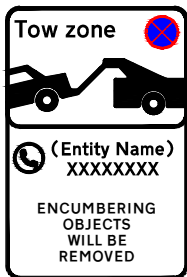


Diagram No: C7/4.9 b/e

Size: 900mm x 600mm



Diagram No: C7/4.9 b/f

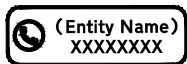
Size: 900mm x 600mm



4.9 Prohibitions - Parking Signs

Diagram No: C7/4.9 b/g

Size: 200mm x 600mm



CHAPTER 07

4.9 Prohibitions - Parking Signs

Drawing / No: C7/4.9b

Scale: 1:25



PARKING